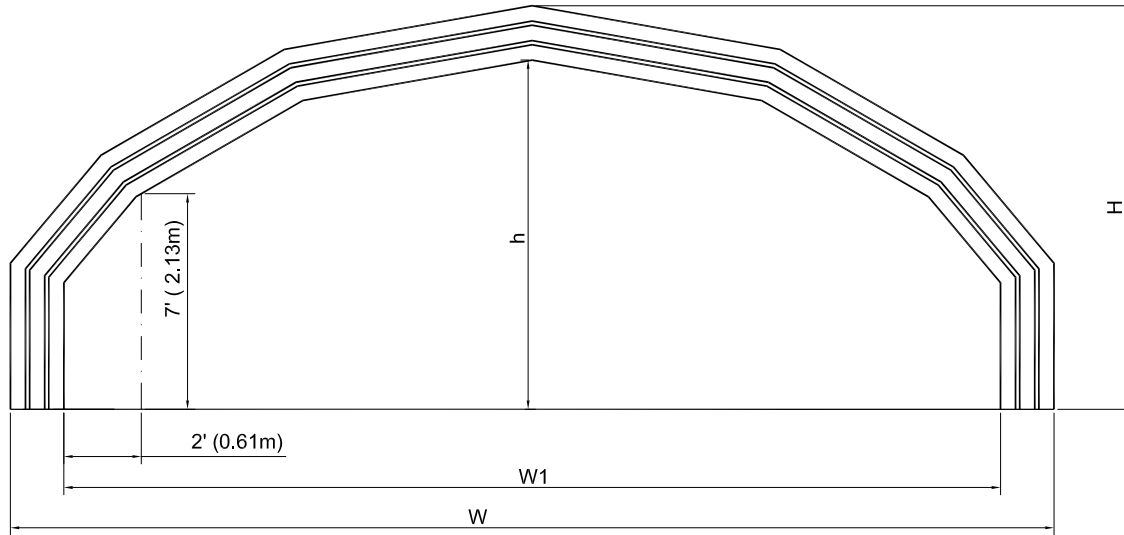
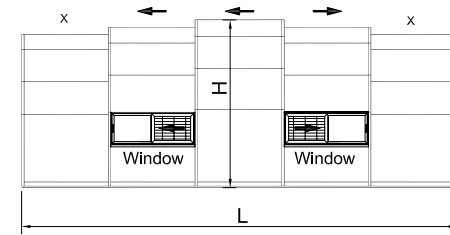


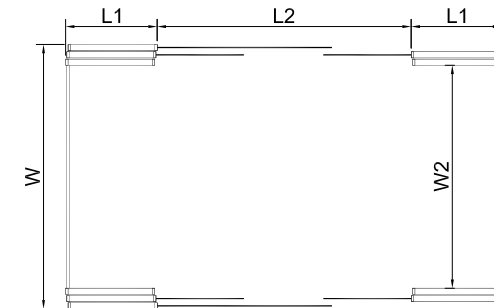
AS "V"



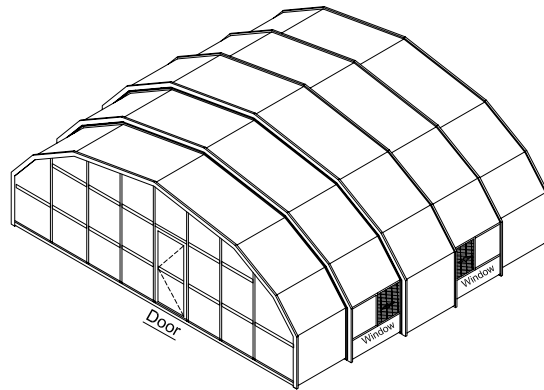
Section View



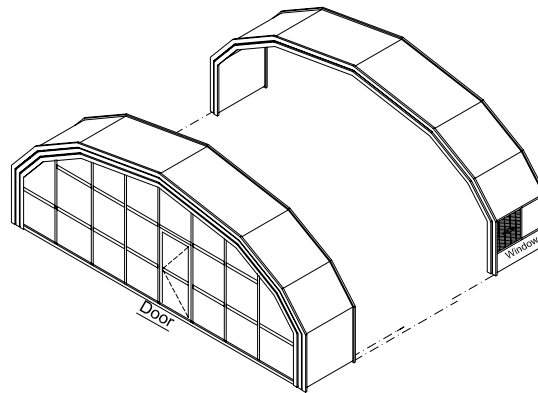
Side View Elevation



Plan View Section



Closed



Open

Note: For site specific design requirements, please contact
Our design department at 1 866 542 2782 or www.libat.com

MODEL	W		W1		h		H		L
	ft	m	ft	m	ft	m	ft	m	
AS "V"	25'	7.62	21' 6"	6.56	10' 1"	3.07	11' 10"	3.61	Available up to 96' (29.2m)
	26'	7.93	22' 6"	6.86	10' 2"	3.10	11' 11"	3.64	
	27'	8.23	23' 6"	7.17	10' 7"	3.24	12' 5"	3.78	
	28'	8.53	24' 6"	7.47	10' 8"	3.27	12' 6"	3.80	
	29'	8.84	25' 6"	7.78	10'10"	3.30	12' 7"	3.83	
	30'	9.14	26' 6"	8.08	11' 2"	3.40	12'11"	3.93	
	31'	9.45	27' 6"	8.40	11' 3"	3.42	13'00"	3.96	
	32'	9.75	28' 6"	8.70	11' 6"	3.50	13' 3"	4.04	
	33'	10.06	29' 6"	9.00	11' 7"	3.52	13' 4"	4.06	
	34'	10.36	30' 6"	9.30	11'10"	3.62	13' 8"	4.16	
	35'	10.67	31' 6"	9.60	12' 0"	3.65	13' 8"	4.18	
	36'	10.97	32' 6"	9.91	12' 1"	3.67	13'10"	4.21	
	37'	11.28	33' 6"	10.22	12' 2"	3.70	13' 11"	4.24	
	38'	11.58	34' 6"	10.52	12' 3"	3.73	14'00"	4.26	
	39'	11.89	35' 6"	10.83	12' 4"	3.75	14' 1"	4.29	
	40'	12.19	36' 6"	11.13	12' 5"	3.78	14' 2"	4.32	
	41'	12.50	37' 6"	11.44	12' 6"	3.81	14' 3"	4.35	
	42'	12.80	38' 6"	11.74	13' 0"	3.96	14' 9"	4.50	

PHONE: 1-866-542 27 82
FAX: 1-604-648 99 19
www.libart.com

PROJECT REFERENCE		DWG	002	REV	000	CUSTOMER	
TITLE	STANDARD SIZING AS "V"	DATE	01.02.2007		PROJECT NAME	STANDARD SIZING AS "V"	
DRAWING BY	İLKER YILMAZ	CONFIRMED BY					
CONTROLLED BY	CEMİL CELİKKOL	CONFIRMATION DATE					